




7380 High Resolution & Speed AOI

- ◆ Proprietary Penta-vision 3D color camera system
- ◆ Color comparison & Precision 2D $\Delta X/\Delta Y/\Delta \theta$ metrology capabilities (Optional)
- ◆ Implemented High resolution color camera system
- ◆ Flexible lighting system for complete defect coverage
- ◆ High speed Dual drive Linear Motor driven stage, Low noise & dust free operation (7380 D/X/T)
- ◆ Automatic laser warp compensation
- ◆ Available with Access Pro (Full SPC Software) and Review Pro (Defect Review Software)
- ◆ Offline programming & debugging



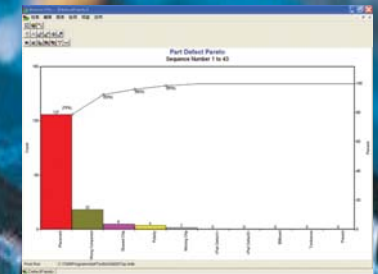
Ten Phase™ Fly Scan



Optima II Software

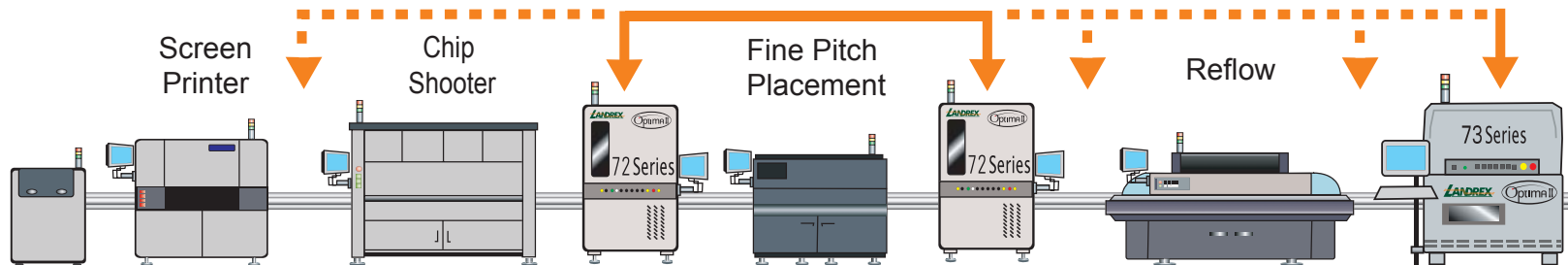


Review Pro™



Access Pro™

Optima II AOI Test Strategy for SMT Process



Abbreviated Specification

Inspection Capabilities

- ◆ Production line proven inspection algorithms
- ◆ Single Vertical & 4 Angled 3D camera system
- ◆ Implemented High resolution color camera
- ◆ Structured lighting programmable per frame per camera
- ◆ 2D Metrology capabilities (Optional)

Defect Classes Detected

- ◆ Missing/Wrong components
- ◆ Mis-oriented components
- ◆ Component skid/skew
- ◆ Extra components
- ◆ Tombstones/Billboards
- ◆ Lifted leads
- ◆ Solder bridges/balls
- ◆ Insufficient/Excess solder
- ◆ Through-hole pins
- ◆ Gold finger contamination
- ◆ 2D $\Delta x/\Delta y/\Delta \theta$ Measurement (Optional)
- ◆ OCV/OCR (Optional)
- ◆ Barcode through the camera (Optional)

Inspectable Parts

- ◆ Discrete parts as small as 01005
- ◆ All leaded packages, down to 10 mil pitch

Review Pro sees the real defect images

- ◆ Optional software displays defect images, allowing speedy fault classification and repair action and recording

Access Pro full feature SPC and process management tools

- ◆ Optional software displays diversified real-time statistical charts for process variation alert & diagnosis

X-Y Gantry System

- ◆ Linear motor system
- ◆ Motion resolution 1um
- ◆ Gantry System Type:
Standard (7380)
High speed Dual drive (7380 D/X/T)

Conveyor System

- ◆ SMEMA 1.2 compliant
- ◆ Inspectable Panel Size :
L: 20"(X) x 18"(Y) (508mmx457mm)
XL: 20"(X) x 24"(Y) (508mmx610mm)
XXL: 24"(X) x 24"(Y) (610mmx610mm) (Optional)
- ◆ Integrated high speed staging conveyor (Optional)
Inspectable Panel Size :
13" (X) x 24" (Y) (330mm x 610mm)
20" (X) x 24" (Y) (508mm x 610mm)

Vertical Optical Resolution

- ◆ 10 μ m @ 0.4" FOV (Optional)
- ◆ 18 μ m @ 0.6" FOV
- ◆ 21 μ m @ 0.7" FOV

Imaging Rate

- ◆ 300FPS (7380 / 7380D)
- ◆ 600FPS (7380X / 7380T)

Size

- ◆ 39.37" (W) x 60.6" (H) x 51.85" (D)
(1000mm x 1540mm x 1317mm)

Weight

- ◆ 1700 lbs. (773 Kg) (7380)
- ◆ 1800 lbs. (810 Kg) (7380 D/X)
- ◆ 2200 lbs. (1000 Kg) (7380 T)

Programming

- ◆ CAD data import
- ◆ Program wizard guides the programming process
- ◆ Standard and custom libraries supported
- ◆ Multi board panel supported

Operating System

- ◆ Microsoft Windows XP

ver.20141024



US Branch
510 State Street Suite 235,
Santa Barbara, CA 93101 USA
Tel: 1-805-845-5011
Fax: 1-805-845-5082
J.gibson@landrex-us.com
www.landrex-us.com

Landrex Technologies (Kunshan) Co., Ltd.
2F-3F, No.2 Plant, No.26, FuEr Road,
Kunshan, Jiangsu, China
Tel: 86-512-57386600
Fax: 86-512-57386601
lks_service@mail.landrex.com.tw
www.landrex.com.cn

Landrex Electronic (Shenzhen) Co., Ltd.
2F, Bldg. A14, Phase 2, Dist. 3,
Fuqiao Industrial Park Fuyong,
Shenzhen, Guangdong, China
Tel: 86-755-29929898
Fax: 86-755-29929818
lsz_service@mail.landrex.com.tw
www.landrex.com.cn

Chengdu Office
Tel: 86-18662356610
lcd_service@mail.landrex.com.tw

Tianjin Office / Wuhan Office
Tel: 86-13620989160
kc_yang@mail.landrex.com.tw

Landrex Technologies Co., Ltd.
No.570, Jianguo Rd., Yingge Dist.,
New Taipei City 239, Taiwan
Tel: 886-2-26787966
Fax: 886-2-26780160
ldx_service@mail.landrex.com.tw
www.landrex.com.tw